


NEW

Eyezen® Kids Lenses

Designed for how children see the world

Eyezen® Kids lenses take into account 3 parameters unique to children to provide them with an all-around better visual experience.*




Children's morphology

Children's facial features differ from adults as they continue to grow.



Object distance

Children's stature and the length of their arms are shorter, so they look at objects at a closer distance than adults.



Gaze directions

Children see the world from a lower point of view and use all parts of the lens to see the world around them.

*Compared to standard single vision lenses

Looking after growing eyes

6

months

First comprehensive eye exam

3

years

Second comprehensive eye exam

5-6




years

Third comprehensive eye exam before school starts



Finding the right glasses

Your children's glasses should:

-  Fit comfortably around the ears and across the bridge of the nose
-  Ideally feature spring hinges, so they're less likely to snap
-  Choose a lens that is uniquely designed for your child's vision needs.



Schedule a comprehensive eye examination for your child annually

Ask us for more information



ESSILOR

Eyezen®