



SOLAOne is available in a variety of lens options

- Clear and Transitions® options
- 1.67 and polycarbonate – ideal for rimless frames
- Available with Teflon® Clear Coat AR
- Compatible with tints and conventional AR coatings
- Wide frame choice – 18mm minimum fitting height
- SOLAOne™ HD – individually optimized using free-form technology

Available with



Teflon®
CLEAR COAT LENSES

One progressive lens meets the toughest challenge: daily life.

Now available in 1.67 High Index and 1.67 Transitions®

Material	Base Curves	Rx Range	Add Powers
SOLAOne HD 1.67 High Index	Available Rx Teflon® coated only	-12.00 to +8.00 D	1.00 to 3.50
SOLAOne HD 1.67 Transitions® Gray	Available Rx Teflon® coated only	-12.00 to +8.00 D	1.00 to 3.50
Semi-Finished			
1.67 High Index	1.25, 2.75, 4.00, 5.75, 6.50, 7.50	-12.00 to +8.00 D	1.00 to 3.50
1.67 High Index Transitions® Gray	1.25, 2.75, 4.00, 5.75, 6.50, 7.50	-12.00 to +8.00 D	1.00 to 3.50
1.6 High Index	1.25, 3.25, 4.50, 6.25, 7.00, 8.00	-9.00 to +8.00 D	1.00 to 3.50
Polycarbonate	1.25, 3.25, 4.50, 6.25, 7.00	-9.00 to +6.00 D	1.00 to 3.00
Polycarbonate Transitions® Gray	1.25, 3.25, 4.50, 6.25, 7.00	-9.00 to +6.00 D	1.00 to 3.00
Hard Resin	1.25, 3.25, 4.50, 6.25, 7.00	-9.00 to +6.00 D	1.00 to 3.50
Hard Resin Transitions® Gray	1.25, 3.25, 4.50, 6.25, 7.00	-9.00 to +6.00 D	1.00 to 3.50
Hard Resin Transitions® Brown	1.25, 3.25, 4.50, 6.25, 7.00	-9.00 to +6.00 D	1.00 to 3.50



SOLAOne™
The versatile performance leader



SOLAOne: Superior performance in the visual tasks of daily life

Engineered for versatility

SOLAOne is designed to be the first true all-purpose progressive lens, allowing wearers to perform all daily visual tasks without the limitations and compromises of ordinary progressives. What makes SOLAOne unique is a superior balance of central and peripheral vision* based on understanding the visual task requirements of wearers.

Engineered for dispensing success

SOLAOne delivers balanced, visually effective performance across the full range of real-life tasks, so you can better meet the visual needs of your diverse progressive patient population. And SOLA's patented Design by Prescription™ technology assures that all wearers get this superior performance, whatever their prescription and Add power.

SOLAOne rates highest in 12 of the 15 task categories identified as most important by progressive wearers.

Multi-Task Analysis

Performance Ranking BEST ● ● ○ ○ ○ ORDINARY

Visual Task Category	SOLAOne™	Varilux® Panamic®	Varilux® Comfort®	Hoya GP Wide
Reading a Newspaper	●	○	●	○
Reading a Book	○	○	○	○
Computer	●	○	○	○
TV/Movies	○	●	●	○
Driving	●	●	●	●
Craft/Hobbies	●	○	○	○
Housework	●	○	○	○
Sewing/Needlework	●	○	○	○
Office Work	●	○	○	○
Gardening	●	●	●	○
Sports/Golf	●	●	●	○
Cooking	●	○	○	○
Walking	○	●	●	○
Writing/Drawing	●	○	○	○
Shopping	●	●	○	○
Overall Versatility Score	●	○	○	○

* U.S. Patent data on file.

Task list based on survey in which 420 wearers were asked to identify key visual tasks performed while wearing progressives. Using extensive vision research and advanced ray-tracing software, optical performance in common visual tasks was analyzed across a range of over 2,500 Rx jobs, resulting in over 32,000 individual computations per lens design. Performance ratings for each task were based on its key visual attributes and the percentage of time wearers typically devoted to it. Results were scaled from highest to lowest across a range of 13 leading progressive lens designs. Data on file.

SOLAOne™ Versatility for patient satisfaction



High adaptation, high satisfaction

Extensive wearer trials* conducted by the Queensland University of Technology and independent practitioners demonstrate both ease of use and a high level of wearer satisfaction with SOLAOne.

- Extremely low non-adapt rate.
- High 96% satisfaction rate among wearers.
- Consistently high satisfaction for visual tasks using every area of the lens.

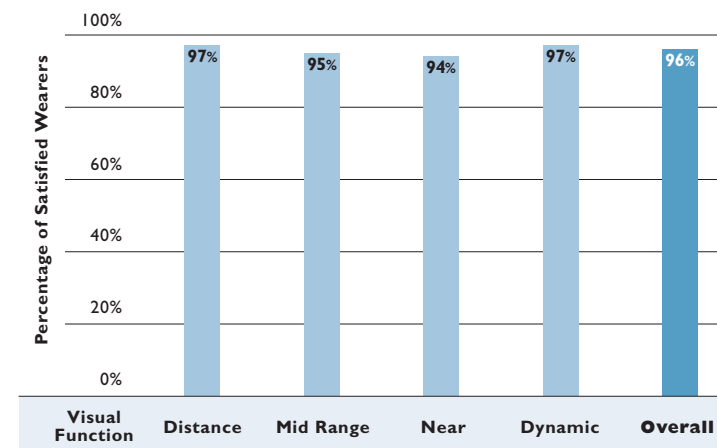
Upgrade with confidence

Whether your patients are currently wearing SOLA progressive lenses or other progressive designs, you can confidently upgrade them to SOLAOne.

- 95% of previous progressive wearers switched successfully to SOLAOne.

SOLAOne wearers express consistently high satisfaction with visual tasks in every area of the lens.


SOLAOne Wearer Satisfaction Results*



*430 wearers recruited by the Queensland University of Technology School of Optometry and independent practitioners. Results based on total responses to a detailed questionnaire after four weeks of wear (227 voluntarily returned questionnaires). Data on file.



SOLAOne™
Engineered for versatility



Extraordinary performance, every day

With SOLAOne, you can give your patients the benefit that matters most: more versatility for the visual tasks they face day in and day out. One progressive lens meets the challenge: SOLAOne.

Add Teflon® Clear Coat AR for the ultimate in performance

SOLAOne is available with Teflon® Clear Coat AR in all materials. A unique development in lens coating technology from Carl Zeiss Vision and DuPont, Teflon® Clear Coat Lenses deliver the ultimate in anti-reflective clarity, superior scratch resistance and ease of cleaning – from a brand with 99% consumer recognition.

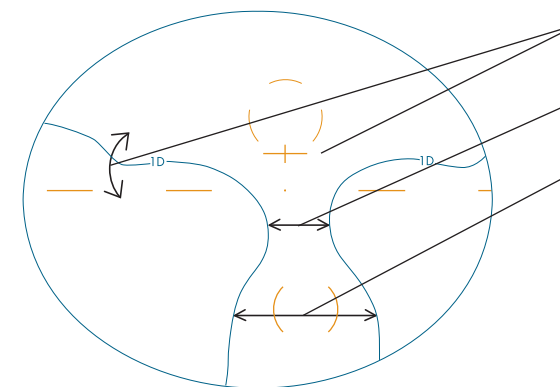


Head-tracking measures the ergonomics of visual tasks.



Advanced design for better task performance

The SOLAOne design is based on 10 years of vision research, including wearer trials and visual ergonomic analysis of 10,000 presbyopes. This research created a new understanding of wearers' visual task requirements, which defined the key design elements of SOLAOne.



SOLAOne astigmatism plot
4.50 Base, 2.00 Add

- **Generous distance with reduced peripheral blur and image swim** for distance tasks.
- **Larger, wider intermediate** vision area with improved binocularity.
- **High, wide near** for easy access with minimal eye movement.
- **Larger near vision area** correctly positioned for a variety of reading tasks.
- **18mm minimum fitting height** allows excellent performance in large and small frames.
- **Design by Prescription™** technology adjusts design by base curve and Add power for consistent performance.

SOLAOne: Designed for real life