


SOLA HDV**Customized Finished** Minimum Recommended Fitting Height 13-35mm**PROGRESSIVE**

Cat Code			Diameter*	
Rx Only ZEISS		1.67 High Index & PhotoFusion® Gray & Brown	SCR	70/80mm Rx Range -12.00 to +8.00, Add Powers Available +0.75 to +3.50D
Rx Only ZEISS		1.67 Transitions® Gray & Brown & XTRActive™ Gray	SCR	70/80mm Rx Range -12.00 to +8.00, Add Powers Available +0.75 to +3.50D
Rx Only ZEISS		1.59 Polycarbonate & PhotoFusion® Gray & Brown	SCR	72/82mm Rx Range -9.00 to +6.00, Add Powers Available +0.75 to +3.50D
Rx Only ZEISS		1.59 Polycarbonate Transitions® Gray & Brown; XTRActive™ Gray	SCR	72/82mm Rx Range -9.00 to +6.00, Add Powers Available +0.75 to +3.50D
Rx Only ZEISS		1.59 Polycarbonate NuPolar® Polarized Gray & Brown	SCR	76/86mm Rx Range -9.00 to +5.50, Add Powers Available +0.75 to +3.50D
Rx Only ZEISS		1.59 Polycarbonate NuPolar® Polarized Copper & Green15	SCR	76/86mm Rx Range -5.75 to +5.50, Add Powers Available +0.75 to +3.50D
Rx Only ZEISS		1.53 Trivex®	SCR	75/85mm Rx Range -9.00 to +5.00, Add Powers Available +0.75 to +3.50D
Rx Only ZEISS		1.53 Trivex® Transitions® Gray	SCR	75/85mm Rx Range -9.00 to +5.00, Add Powers Available +0.75 to +3.50D
Rx Only ZEISS		1.53 Trivex® NXT Fixed Tint Gray 3, Brown 3 & Gray-Green 3	SCR	75/85mm Rx Range -9.00 to +5.00, Add Powers Available +0.75 to +3.50D
Rx Only ZEISS		1.53 Trivex® NXT Fixed Tint with Mirror Gray 3 with Silver Mirror & Brown 3 with Gold Mirror	SCR	75/85mm Rx Range -9.00 to +5.00, Add Powers Available +0.75 to +3.50D
Rx Only ZEISS		1.53 Trivex® NXT Varia Photochromic Gray 2, Brown 2, Rose to Copper & Day/Nite (Amber 1 to Gray)	SCR	75/85mm Rx Range -9.00 to +5.00, Add Powers Available +0.75 to +3.50D
Rx Only ZEISS		1.53 Trivex® NXT Polarized Gray 3 & Brown 3	SCR	75/85mm Rx Range -5.00 to +5.00, Add Powers Available +0.75 to +3.50D
Rx Only ZEISS		1.53 Trivex® NXT Varia Photochromic Polarized Gray 2 & Brown 2	SCR	75/85mm Rx Range -5.00 to +5.00, Add Powers Available +0.75 to +3.50D
Rx Only ZEISS		1.50 Hard Resin	SCR	76/86mm Rx Range -9.00 to +5.50, Add Powers Available +0.75 to +3.50D
Rx Only ZEISS		1.50 Hard Resin PhotoFusion® Gray & Brown	SCR	76/86mm Rx Range -9.00 to +4.50, Add Powers Available +0.75 to +3.50D
Rx Only ZEISS		1.50 Hard Resin Transitions® Gray & Brown & Vantage™ Gray	SCR	76/86mm Rx Range -9.00 to +4.50, Add Powers Available +0.75 to +3.50D
Rx Only ZEISS		1.50 Hard Resin NuPolar® Polarized Gray & Brown	SCR	70/80mm Rx Range -9.00 to +4.50, Add Powers Available +0.75 to +3.50D

* Please confirm diameter availability for powers greater than +4.00D/-5.00D with your lab.



SOLAOne® HD
Customized Finished

Minimum Recommended Fitting Height 18mm

PROGRESSIVE

Cat Code			Diameter*	
Rx Only SOLA		1.67 High Index & PhotoFusion® Gray & Brown	SCR	70/80mm Rx Range -12.00 to +8.00, Add Powers Available +0.75 to +3.50D
Rx Only SOLA		1.67 Transitions® Gray & Brown & XTRActive™ Gray	SCR	70/80mm Rx Range -12.00 to +8.00, Add Powers Available +0.75 to +3.50D
Rx Only SOLA		1.59 Polycarbonate & PhotoFusion® Gray & Brown	SCR	72/82mm Rx Range -9.00 to +6.00, Add Powers Available +0.75 to +3.50D
Rx Only SOLA		1.59 Polycarbonate Transitions® Gray & Brown; XTRActive™ Gray	SCR	72/82mm Rx Range -9.00 to +6.00, Add Powers Available +0.75 to +3.50D
Rx Only SOLA		1.59 Polycarbonate NuPolar® Polarized Gray & Brown	SCR	76/86mm Rx Range -9.00 to +5.50, Add Powers Available +0.75 to +3.50D
Rx Only SOLA		1.59 Polycarbonate NuPolar® Polarized Copper & Green15	SCR	76/86mm Rx Range -5.75 to +5.50, Add Powers Available +0.75 to +3.50D
Rx Only SOLA		1.53 Trivex®	SCR	75/85mm Rx Range -9.00 to +5.00, Add Powers Available +0.75 to +3.50D
Rx Only SOLA		1.53 Trivex® Transitions® Gray	SCR	75/85mm Rx Range -9.00 to +5.00, Add Powers Available +0.75 to +3.50D
Rx Only SOLA		1.53 Trivex® NXT Fixed Tint Gray 3, Brown 3 & Gray-Green 3	SCR	75/85mm Rx Range -9.00 to +5.00, Add Powers Available +0.75 to +3.50D
Rx Only SOLA		1.53 Trivex® NXT Fixed Tint with Mirror Gray 3 with Silver Mirror & Brown 3 with Gold Mirror	SCR	75/85mm Rx Range -9.00 to +5.00, Add Powers Available +0.75 to +3.50D
Rx Only SOLA		1.53 Trivex® NXT Varia Photochromic Gray 2, Brown 2, Rose to Copper & Day/Nite (Amber 1 to Gray)	SCR	75/85mm Rx Range -9.00 to +5.00, Add Powers Available +0.75 to +3.50D
Rx Only SOLA		1.53 Trivex® NXT Polarized Gray 3 & Brown 3	SCR	75/85mm Rx Range -5.00 to +5.00, Add Powers Available +0.75 to +3.50D
Rx Only SOLA		1.53 Trivex® NXT Varia Photochromic Polarized Gray 2 & Brown 2	SCR	75/85mm Rx Range -5.00 to +5.00, Add Powers Available +0.75 to +3.50D
Rx Only SOLA		1.50 Hard Resin	SCR	76/86mm Rx Range -9.00 to +5.50, Add Powers Available +0.75 to +3.50D
Rx Only SOLA		1.50 Hard Resin PhotoFusion® Gray & Brown	SCR	76/86mm Rx Range -9.00 to +4.50, Add Powers Available +0.75 to +3.50D
Rx Only SOLA		1.50 Hard Resin Transitions® Gray & Brown & Vantage™ Gray	SCR	76/86mm Rx Range -9.00 to +4.50, Add Powers Available +0.75 to +3.50D
Rx Only SOLA		1.50 Hard Resin NuPolar® Polarized Gray & Brown	SCR	70/80mm Rx Range -9.00 to +4.50, Add Powers Available +0.75 to +3.50D


* Please confirm diameter availability for powers greater than +4.00D/-5.00D with your lab.



Compact ULTRA™ HD Customized Finished

Minimum Recommended Fitting Height 13mm

PROGRESSIVE

Cat Code			Diameter*	
Rx Only SOLA		1.67 High Index & PhotoFusion® Gray & Brown	SCR	70/80mm Rx Range -12.00 to +8.00, Add Powers Available +0.75 to +3.50D
Rx Only SOLA		1.67 Transitions® Gray & Brown & XTRActive™ Gray	SCR	70/80mm Rx Range -12.00 to +8.00, Add Powers Available +0.75 to +3.50D
Rx Only SOLA		1.59 Polycarbonate & PhotoFusion® Gray & Brown	SCR	72/82mm Rx Range -9.00 to +6.00, Add Powers Available +0.75 to +3.50D
Rx Only SOLA		1.59 Polycarbonate Transitions® Gray & Brown; XTRActive™ Gray	SCR	72/82mm Rx Range -9.00 to +6.00, Add Powers Available +0.75 to +3.50D
Rx Only SOLA		1.59 Polycarbonate NuPolar® Polarized Gray & Brown	SCR	76/86mm Rx Range -9.00 to +5.50, Add Powers Available +0.75 to +3.50D
Rx Only SOLA		1.59 Polycarbonate NuPolar® Polarized Copper & Green15	SCR	76/86mm Rx Range -5.75 to +5.50, Add Powers Available +0.75 to +3.50D
Rx Only SOLA		1.53 Trivex®	SCR	75/85mm Rx Range -9.00 to +5.00, Add Powers Available +0.75 to +3.50D
Rx Only SOLA		1.53 Trivex® Transitions® Gray	SCR	75/85mm Rx Range -9.00 to +5.00, Add Powers Available +0.75 to +3.50D
Rx Only SOLA		1.53 Trivex® NXT Fixed Tint Gray 3, Brown 3 & Gray-Green 3	SCR	75/85mm Rx Range -9.00 to +5.00, Add Powers Available +0.75 to +3.50D
Rx Only SOLA		1.53 Trivex® NXT Fixed Tint with Mirror Gray 3 with Silver Mirror & Brown 3 with Gold Mirror	SCR	75/85mm Rx Range -9.00 to +5.00, Add Powers Available +0.75 to +3.50D
Rx Only SOLA		1.53 Trivex® NXT Varia Photochromic Gray 2, Brown 2, Rose to Copper & Day/Nite (Amber 1 to Gray)	SCR	75/85mm Rx Range -9.00 to +5.00, Add Powers Available +0.75 to +3.50D
Rx Only SOLA		1.53 Trivex® NXT Polarized Gray 3 & Brown 3	SCR	75/85mm Rx Range -5.00 to +5.00, Add Powers Available +0.75 to +3.50D
Rx Only SOLA		1.53 Trivex® NXT Varia Photochromic Polarized Gray 2 & Brown 2	SCR	75/85mm Rx Range -5.00 to +5.00, Add Powers Available +0.75 to +3.50D
Rx Only SOLA		1.50 Hard Resin	SCR	76/86mm Rx Range -9.00 to +5.50, Add Powers Available +0.75 to +3.50D
Rx Only SOLA		1.50 Hard Resin PhotoFusion® Gray & Brown	SCR	76/86mm Rx Range -9.00 to +4.50, Add Powers Available +0.75 to +3.50D
Rx Only SOLA		1.50 Hard Resin Transitions® Gray & Brown & Vantage™ Gray	SCR	76/86mm Rx Range -9.00 to +4.50, Add Powers Available +0.75 to +3.50D
Rx Only SOLA		1.50 Hard Resin NuPolar® Polarized Gray & Brown	SCR	70/80mm Rx Range -9.00 to +4.50, Add Powers Available +0.75 to +3.50D

* Please confirm diameter availability for powers greater than +4.00D/-5.00D with your lab.



AO American Optical
Lens Company



**AO Easy HD
Customized Finished**

Minimum Recommended Fitting Height 18mm

PROGRESSIVE

Cat Code			Diameter*	
Rx Only AO		1.67 High Index & PhotoFusion® Gray & Brown	SCR	70/80mm Rx Range -12.00 to +8.00, Add Powers Available +0.75 to +3.50D
Rx Only AO		1.67 Transitions® Gray & Brown & XTRActive™ Gray	SCR	70/80mm Rx Range -12.00 to +8.00, Add Powers Available +0.75 to +3.50D
Rx Only AO		1.59 Polycarbonate & PhotoFusion® Gray & Brown	SCR	72/82mm Rx Range -9.00 to +6.00, Add Powers Available +0.75 to +3.50D
Rx Only AO		1.59 Polycarbonate Transitions® Gray & Brown; XTRActive™ Gray	SCR	72/82mm Rx Range -9.00 to +6.00, Add Powers Available +0.75 to +3.50D
Rx Only AO		1.59 Polycarbonate NuPolar® Polarized Gray & Brown	SCR	76/86mm Rx Range -9.00 to +5.50, Add Powers Available +0.75 to +3.50D
Rx Only AO		1.59 Polycarbonate NuPolar® Polarized Copper & Green15	SCR	76/86mm Rx Range -5.75 to +5.50, Add Powers Available +0.75 to +3.50D
Rx Only AO		1.53 Trivex®	SCR	75/85mm Rx Range -9.00 to +5.00, Add Powers Available +0.75 to +3.50D
Rx Only AO		1.53 Trivex® Transitions® Gray	SCR	75/85mm Rx Range -9.00 to +5.00, Add Powers Available +0.75 to +3.50D
Rx Only AO		1.53 Trivex® NXT Fixed Tint Gray 3, Brown 3 & Gray-Green 3	SCR	75/85mm Rx Range -9.00 to +5.00, Add Powers Available +0.75 to +3.50D
Rx Only AO		1.53 Trivex® NXT Fixed Tint with Mirror Gray 3 with Silver Mirror & Brown 3 with Gold Mirror	SCR	75/85mm Rx Range -9.00 to +5.00, Add Powers Available +0.75 to +3.50D
Rx Only AO		1.53 Trivex® NXT Varia Photochromic Gray 2, Brown 2, Rose to Copper & Day/Nite (Amber 1 to Gray)	SCR	75/85mm Rx Range -9.00 to +5.00, Add Powers Available +0.75 to +3.50D
Rx Only AO		1.53 Trivex® NXT Polarized Gray 3 & Brown 3	SCR	75/85mm Rx Range -5.00 to +5.00, Add Powers Available +0.75 to +3.50D
Rx Only AO		1.53 Trivex® NXT Varia Photochromic Polarized Gray 2 & Brown 2	SCR	75/85mm Rx Range -5.00 to +5.00, Add Powers Available +0.75 to +3.50D
Rx Only AO		1.50 Hard Resin	SCR	76/86mm Rx Range -9.00 to +5.50, Add Powers Available +0.75 to +3.50D
Rx Only AO		1.50 Hard Resin PhotoFusion® Gray & Brown	SCR	76/86mm Rx Range -9.00 to +4.50, Add Powers Available +0.75 to +3.50D
Rx Only AO		1.50 Hard Resin Transitions® Gray & Brown & Vantage™ Gray	SCR	76/86mm Rx Range -9.00 to +4.50, Add Powers Available +0.75 to +3.50D
Rx Only AO		1.50 Hard Resin NuPolar® Polarized Gray & Brown	SCR	70/80mm Rx Range -9.00 to +4.50, Add Powers Available +0.75 to +3.50D




* Please confirm diameter availability for powers greater than +4.00D/-5.00D with your lab.



**SOLAOne®
Semi-Finished**

Minimum Recommended Fitting Height 18mm

PROGRESSIVE




Category Code			BASE ▶	1.25	2.75	4.00	5.75	6.50	7.50	
637 SOLA		1.67 High Index	SCR	73mm	1.00 - 3.50	NA	NA	NA	1.00 - 3.50	1.00 - 3.50
				78mm	NA	1.00 - 3.50	1.00 - 3.50	1.00 - 3.50	NA	NA
F39 SOLA		1.67 High Index PhotoFusion® Gray	SCR	73mm	1.00 - 3.50	NA	NA	NA	1.00 - 3.50	1.00 - 3.50
				78mm	NA	1.00 - 3.50	1.00 - 3.50	1.00 - 3.50	NA	NA
F40 SOLA		1.67 High Index PhotoFusion® Brown	SCR	73mm	1.00 - 3.50	NA	NA	NA	1.00 - 3.50	1.00 - 3.50
				78mm	NA	1.00 - 3.50	1.00 - 3.50	1.00 - 3.50	NA	NA
T78 SOLA	1.67 High Index Transitions® Gray	SCR	73mm	1.00 - 3.50	NA	NA	NA	1.00 - 3.50	1.00 - 3.50	
			78mm	NA	1.00 - 3.50	1.00 - 3.50	1.00 - 3.50	NA	NA	
G35 SOLA	1.67 High Index Transitions® Brown	SCR	73mm	1.00 - 3.50	NA	NA	NA	1.00 - 3.50	1.00 - 3.50	
			78mm	NA	1.00 - 3.50	1.00 - 3.50	1.00 - 3.50	NA	NA	
			BASE ▶	1.25	3.25	4.50	6.25	7.00		
270 SOLA		1.59 Polycarbonate	SCR	75mm	1.00 - 3.00	1.00 - 3.00	1.00 - 3.00	1.00 - 3.00	1.00 - 3.00	
F37 SOLA		1.59 Polycarbonate PhotoFusion® Gray	SCR	72mm	1.00 - 3.00	1.00 - 3.00	1.00 - 3.00	1.00 - 3.00	1.00 - 3.00	
F38 SOLA		1.59 Polycarbonate PhotoFusion® Brown	SCR	72mm	1.00 - 3.00	1.00 - 3.00	1.00 - 3.00	1.00 - 3.00	1.00 - 3.00	
T33 SOLA		1.59 Polycarbonate Transitions® Gray	SCR	72mm	1.00 - 3.00	1.00 - 3.00	1.00 - 3.00	1.00 - 3.00	1.00 - 3.00	
807 SOLA		1.59 Polycarbonate NuPolar® Polarized Gray	SCR	76mm	1.00 - 3.00	1.00 - 3.00	1.00 - 3.00	1.00 - 3.00	1.00 - 3.00	
946 SOLA		1.59 Polycarbonate NuPolar® Polarized Brown	SCR	76mm	1.00 - 3.50	1.00 - 3.50	1.00 - 3.50	1.00 - 3.50	1.00 - 3.50	
			BASE ▶	1.25	3.25	4.50	6.25	7.00		
275 SOLA		1.5 Hard Resin	SCR	80mm	1.00 - 3.50	1.00 - 3.50	1.00 - 3.50	1.00 - 3.50	1.00 - 3.50	
375 SOLA		1.5 Hard Resin	UNC	78mm	1.00 - 3.50	1.00 - 3.50	1.00 - 3.50	1.00 - 3.50	1.00 - 3.50	
F35 SOLA		1.5 Hard Resin PhotoFusion® Gray	SCR	78mm	1.00 - 3.50	1.00 - 3.50	1.00 - 3.50	1.00 - 3.50	1.00 - 3.50	
F36 SOLA		1.5 Hard Resin PhotoFusion® Brown	SCR	78mm	1.00 - 3.50	1.00 - 3.50	1.00 - 3.50	1.00 - 3.50	1.00 - 3.50	
T68 SOLA		1.5 Hard Resin Transitions® Gray	SCR	78mm	1.00 - 3.50	1.00 - 3.50	1.00 - 3.50	1.00 - 3.50	1.00 - 3.50	
T25 SOLA		1.5 Hard Resin Transitions® Brown	SCR	78mm	1.00 - 3.50	1.00 - 3.50	1.00 - 3.50	1.00 - 3.50	1.00 - 3.50	



**Compact ULTRA™
Semi-Finished**

Minimum Recommended Fitting Height 13mm



PROGRESSIVE

Category Code			BASE ▶	1.00	3.00	5.00	6.00	7.00
610 SOLA		1.67 High Index	SCR	73mm	0.75 - 3.50	0.75 - 3.50	0.75 - 3.50	0.75 - 3.50
F45 SOLA		1.67 High Index PhotoFusion® Gray	SCR	73mm	0.75 - 3.50	0.75 - 3.50	0.75 - 3.50	0.75 - 3.50
T77 SOLA		1.67 High Index Transitions® Gray	SCR	73mm	0.75 - 3.50	0.75 - 3.50	0.75 - 3.50	0.75 - 3.50
			BASE ▶	1.50	3.50	5.50	7.50	
473 SOLA		1.59 Polycarbonate	SCR	72mm	1.00 - 3.00	1.00 - 3.00	1.00 - 3.00	1.00 - 3.00
F43 SOLA		1.59 Polycarbonate PhotoFusion® Gray	SCR	72mm	1.00 - 3.00	1.00 - 3.00	1.00 - 3.00	1.00 - 3.00
T45 SOLA		1.59 Polycarbonate PhotoFusion® Brown	SCR	72mm	1.00 - 3.00	1.00 - 3.00	1.00 - 3.00	1.00 - 3.00
T43 SOLA		1.59 Polycarbonate Transitions® Gray	SCR	72mm	1.00 - 3.00	1.00 - 3.00	1.00 - 3.00	1.00 - 3.00
T61 SOLA		1.59 Polycarbonate Transitions® Brown	SCR	72mm	1.00 - 3.00	1.00 - 3.00	1.00 - 3.00	1.00 - 3.00
			BASE ▶	1.50	3.50	5.50	7.50	
558 SOLA		1.5 Hard Resin	SCR	72mm	0.75 - 3.50	0.75 - 3.50	0.75 - 3.50	0.75 - 3.50
474 SOLA		1.5 Hard Resin	UNC	72mm	0.75 - 3.50	0.75 - 3.50	0.75 - 3.50	0.75 - 3.50
F41 SOLA		1.5 Hard Resin PhotoFusion® Gray	SCR	72mm	0.75 - 3.50	0.75 - 3.50	0.75 - 3.50	0.75 - 3.50
F42 SOLA		1.5 Hard Resin PhotoFusion® Brown	SCR	72mm	0.75 - 3.50	0.75 - 3.50	0.75 - 3.50	0.75 - 3.50
T42 SOLA		1.5 Hard Resin Transitions® Gray	SCR	72mm	0.75 - 3.50	0.75 - 3.50	0.75 - 3.50	0.75 - 3.50
T81 SOLA		1.5 Hard Resin Transitions® Brown	SCR	72mm	0.75 - 3.50	0.75 - 3.50	0.75 - 3.50	0.75 - 3.50

SOLAMAX®
Semi-Finished

Minimum Recommended Fitting Height 17mm





PROGRESSIVE

Category Code			BASE ▶	1.25	3.00	5.00	6.50	
430 SOLA		1.54 Spectralite High Index	SCR	80mm	1.00 - 3.00	1.00 - 3.00	1.00 - 3.00	1.00 - 3.00
435 SOLA		1.54 Spectralite Velocity Transitions® Gray	SCR	80mm	1.00 - 3.00	1.00 - 3.00	1.00 - 3.00	1.00 - 3.00
			BASE ▶	1.00	2.50	4.50	6.00	7.50
431 SOLA		1.59 Polycarbonate	SCR	75mm	1.00 - 3.00	1.00 - 3.00	1.00 - 3.00	1.00 - 3.00
F57 SOLA		1.59 Polycarbonate PhotoFusion® Gray	SCR	72mm	1.00 - 3.00	1.00 - 3.00	1.00 - 3.00	1.00 - 3.00
T71 SOLA		1.59 Polycarbonate Transitions® Gray	SCR	72mm	1.00 - 3.00	1.00 - 3.00	1.00 - 3.00	1.00 - 3.00
			BASE ▶	1.50	3.25	5.25	6.75	
106 SOLA		1.5 Hard Resin	SCR	80mm	1.00 - 3.00	1.00 - 3.00	1.00 - 3.50	1.00 - 3.00
F56 SOLA		1.5 Hard Resin PhotoFusion® Gray	SCR	78mm	1.00 - 3.00	1.00 - 3.00	1.00 - 3.50	1.00 - 3.00
T65 SOLA		1.5 Hard Resin Transitions® Gray	SCR	78mm	1.00 - 3.00	1.00 - 3.00	1.00 - 3.50	1.00 - 3.00

VIP®

PROGRESSIVE

Semi-Finished Minimum Recommended Fitting Height 18mm

Category Code			BASE ▶	0.50	1.00	3.00	5.00	7.00	7.75
869 SOLA		1.54 Spectralite (VIPGold) High Index	SCR	75mm	0.75 - 3.00	NA	NA	NA	0.75 - 3.50
				80mm	NA	0.75 - 3.00	0.75 - 3.50	0.75 - 3.50	0.75 - 3.50
441 SOLA		1.54 Spectralite (VIPGold) Velocity Transitions® Gray	SCR	75mm	NA				1.00 - 3.00
				80mm	NA	1.00 - 3.00	1.00 - 3.00	1.00 - 3.00	1.00 - 3.00
				BASE ▶	2.00	4.00	6.00	7.00	
785 SOLA		1.59 Polycarbonate	SCR	80mm	1.00 - 3.00	1.00 - 3.00	1.00 - 3.00	1.00 - 3.00	
F74 SOLA		1.59 Polycarbonate PhotoFusion® Gray	SCR	78mm	1.00 - 3.00	1.00 - 3.00	1.00 - 3.00	1.00 - 3.00	1.00 - 3.00
T75 SOLA		1.59 Polycarbonate (VIPGold) Transitions® Gray	SCR	78mm	1.00 - 3.00	1.00 - 3.00	1.00 - 3.00	1.00 - 3.00	1.00 - 3.00
				BASE ▶	0.50	2.50	4.00	6.00	8.00
774 SOLA		1.5 Hard Resin Decentered	SCR	78/85mm	NA	1.00 - 3.00	0.75 - 3.00	0.75 - 3.00	0.75 - 3.00
772 SOLA		1.5 Hard Resin	SCR	78mm	1.00 - 3.00	0.75 - 3.00	0.75 - 3.00	0.75 - 3.50	0.75 - 3.00
F73 SOLA		1.5 Hard Resin Decentered PhotoFusion® Gray	SCR	76/83mm	NA	1.00 - 3.00	1.00 - 3.00	1.00 - 3.00	1.00 - 3.00
T17 SOLA		15. Hard Resin Decentered Transitions® Gray	SCR	76/83mm	NA	1.00 - 3.00	1.00 - 3.00	1.00 - 3.00	1.00 - 3.00
T18 SOLA		1.5 Hard Resin Decentered Transitions® Brown	SCR	76/83mm	NA	1.00 - 3.00	1.00 - 3.00	1.00 - 3.00	1.00 - 3.00
				BASE ▶	2.90	3.90	4.80	5.90	7.30
G42 SOLA		1.5 White Glass		65/70mm	NA	NA	NA	NA	0.75 - 3.50
				70/75mm	0.75 - 3.50	0.75 - 3.50	0.75 - 3.50	0.75 - 3.50	NA
G43 SOLA		1.5 Photochromic Gray Glass		65/70mm	NA	NA	NA	NA	0.75 - 3.50
				70/75mm	0.75 - 3.50	0.75 - 3.50	0.75 - 3.50	0.75 - 3.50	NA



**AO Compact®
Semi-Finished**

Minimum Recommended Fitting Height 15mm

PROGRESSIVE

Category Code			BASE ▶	1.50	3.50	5.50	7.50
705 AO		55 High Index	SCR	72mm	0.75 - 3.50	0.75 - 3.50	0.75 - 3.50
126 AO		55 High Index Velocity Transitions® Gray	SCR	72mm	1.00 - 3.00	1.00 - 3.00	1.00 - 3.00
			BASE ▶	1.50	3.50	5.50	7.50
G83 AO		1.59 Polycarbonate	SCR	72mm	1.00 - 3.00	1.00 - 3.00	1.00 - 3.00
			BASE ▶	1.50	3.50	5.50	7.50
866 AO		1.5 Hard Resin	SCR	72mm	0.75 - 3.50	0.75 - 3.50	0.75 - 3.50
835 AO		1.5 Hard Resin	UNC	72mm	0.75 - 3.50	0.75 - 3.50	0.75 - 3.50
F50 AO		1.5 Hard Resin PhotoFusion® Gray	SCR	72mm	1.00 - 3.50	1.00 - 3.50	1.00 - 3.50
T80 AO		1.5 Hard Resin Transitions® Gray	SCR	72mm	1.00 - 3.50	1.00 - 3.50	1.00 - 3.50