

Essilor® Stellest® Passport



essilor

evolving
vision

Dear parents,

this Essilor® Stellest® Passport is here to support you throughout your child's myopia journey.

It includes practical guidance, follow-up tracking, and helpful tips to prepare for consultations with eye care professionals. It serves as a key record to monitor how your child's myopia progresses over time, and across different prescriptions.

Please keep it safe and bring it to each visit. We encourage you to also involve your child in this journey.



Are you ready?

Essilor® Stellest® Passport

First name

Last name

Date of birth

Name of your eye care professional

Date of the first prescription

EYE	SPHERE	CYLINDER	AXIS	VISUAL ACUITY
Right eye				
Left eye				

To be filled in by your eye care professional.

Supporting your child's vision journey

Regular follow-up visits help ensure your child is getting the full benefits of their Essilor® Stellest® lenses.

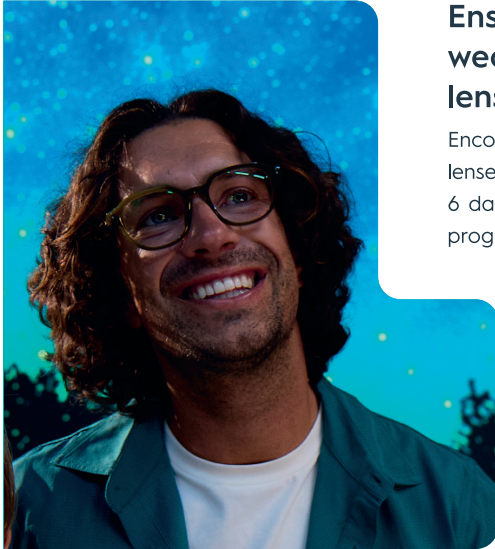
This guide outlines the recommended check-ins to schedule with your eye care professional to monitor your child's progress and keep their vision on the right track together, step by step.

Comments from your eye care professional

Advice for parents to support their child's success with Essilor® Stellest® lenses

1 Ensure your child wears Essilor® Stellest® lenses consistently

Encourage your child to wear the lenses 10 hours per day and 6 days per week to slow myopia progression in children.



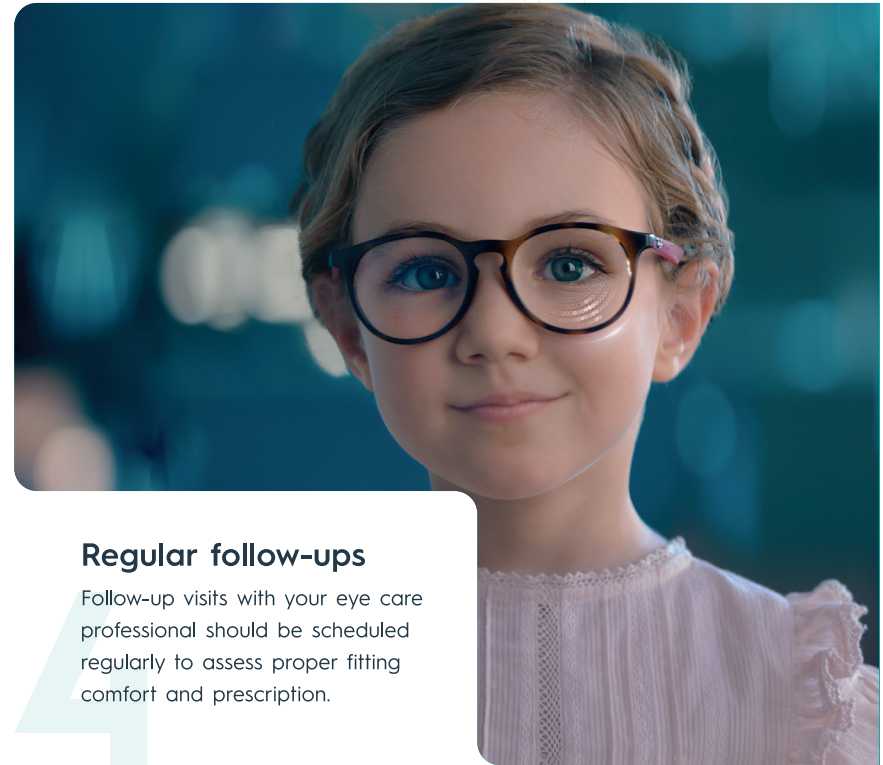
2 Support healthy daily habits

Encourage your child to spend at least 2 hours outdoors each day. When focusing on near-vision tasks for long periods (like reading or screen time), remind them to take a short break every 20 minutes by looking into the distance. These habits can help reduce eye strain and support a healthy visual environment.

3 Guide them in daily lens care

Teach your child to clean their glasses with a microfiber cloth whenever needed, and to store them properly in their case before bedtime.

This will help protect the lenses and ensure long-term comfort and efficacy.



4 Regular follow-ups

Follow-up visits with your eye care professional should be scheduled regularly to assess proper fitting comfort and prescription.

 Date _ / _ / _

Collect glasses with the eye care professional



Objective: Collect the new pair of glasses with Essilor® Stellest® lenses. Your eye care professional will check the fitting and ensure your child sees clearly.

Wearer's assessment

	Yes	Sometimes	No
Can you see clearly far away?	<input type="radio"/>	<input type="radio"/>	<input type="radio"/>
Is it easy to see things up close?	<input type="radio"/>	<input type="radio"/>	<input type="radio"/>
Do the glasses feel comfortable?	<input type="radio"/>	<input type="radio"/>	<input type="radio"/>

Comments from your eye care professional



 Date _ / _ / _

Supporting your child's vision journey

Regular follow-up visits help ensure your child is getting the full benefits of their Essilor® Stellest® lenses.

For the frequency of your child's visit, please consult your eye care professional.

Follow-Up Visits

Objective: Assess visual performance and monitor the progression of myopia.

Track each visit to stay on course.

Follow-up Visit	Date (MM/D/YYYY)	Prescriptions	
		Right eye (OD)	Left eye (OS)
1			
2			
3			
4			
5			
6			

Eye Care Professional's
Comments

Parents' Comments

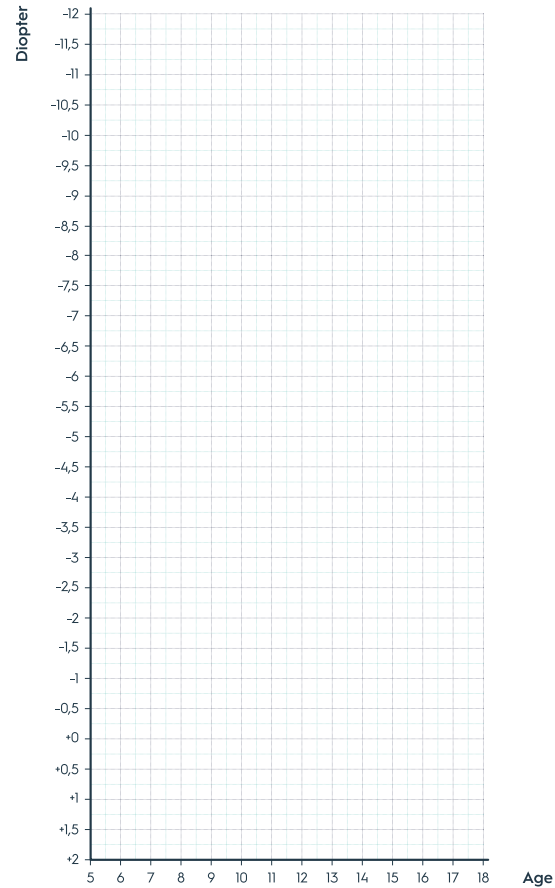
Monitoring your vision

After each follow-up visit, ask your eye care professional to mark a cross on the point that corresponds to your correction.

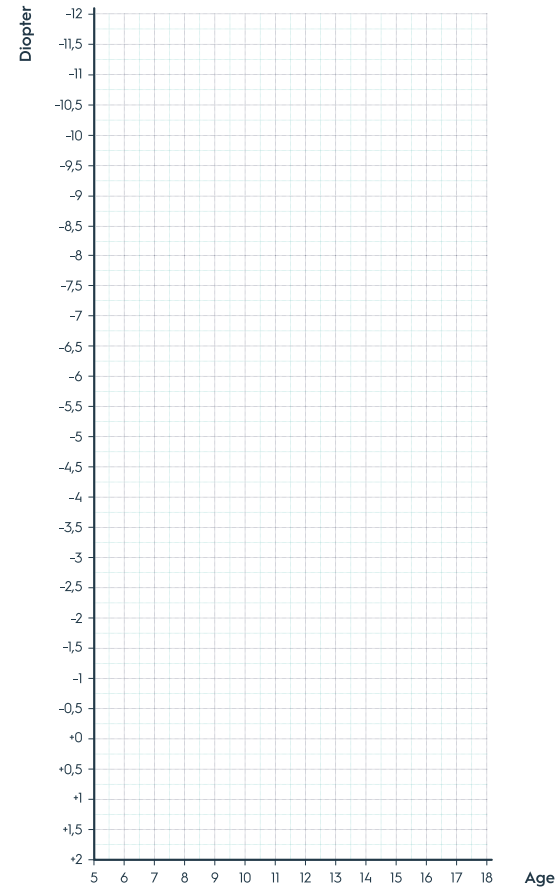
This graph will enable you to follow the progression of your child's myopia.




Right eye



Left eye



Notes



Notes



Stellest®
 essilor

Y144



© Essilor International - SAS with a capital of €277,845,100 - 147, rue de Paris 94220 Charenton-le-Pont - RCS Créteil 439 769 654. Essilor® and Stellest® are registered trademarks of Essilor International - CM001 - 08/2021 - These medical devices are regulated health products and are provided in a CE-marked pouch in compliance with the regulation. They must be mounted into ophthalmic frames by qualified opticians. Please consult your optometrist or optician for further information.
© Essilor International - September 2025 - Essilor® and Stellest® are trademarks of Essilor International.

4073S2_TMT_STE SG/HG 10/2025